


# OsteoCentric<sup>®</sup>

## Pedicle Fastener System

---



Featuring:  
**UnifiMI<sup>®</sup>**  
An OsteoCentric  
Technology

### Mechanical Advantages of UnifiMI<sup>®</sup> Technology

UnifiMI Technology in a pedicle fastener application allows for an increase in stiffness in all planes including axial, lateral medial bending, flexion, and extension compared to the standard legacy thread option.<sup>1</sup>



**OsteoCentric**  
SPINE

**OsteoCentric Pedicle Fastener System**

# UnifiMI® Interface Technology Enabled Implants

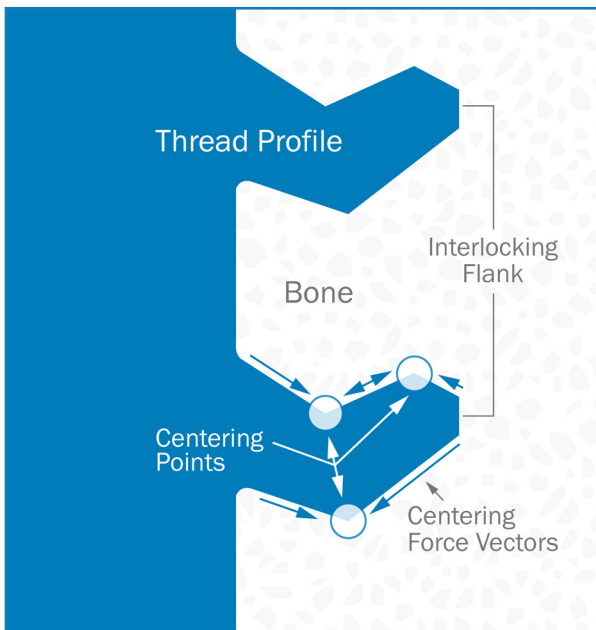


## Design Rationale & System Description

- Removable constraint collar provides extra control
- Visual guidance for rod delivery and construct locking
- Reliable, over-the-skin rod length measurement
- Common implant interfaces to reduce instrumentation
- 30mm integrated rod reduction capability
- Robust hybrid square thread minimizes cross threading during rod reduction

## Enhanced by UnifiMI


UnifiMI creates a 58% increase in implant off-axis stability<sup>2</sup>.



Unique thread geometry instantly and circumferentially interlocks with bone by entrapping and containing bone between the thread form.

This mechanical interlocking creates a structural and functional connection between an implant and bone which performs similar to Biological Integration (Osseointegration).

OsteoCentric Fasteners are designed to create a new standard for primary implant stability and expedite robust long-term stability for implants utilizing Osseointegration (OI).



**UnifiMI**®  
An OsteoCentric  
Technology

This document is intended exclusively for physicians and is not intended for laypersons. Information on the products and procedures contained in this document is of a general nature and does not represent and does not constitute medical advice or recommendations. Because this information does not purport to constitute any diagnostic or therapeutic statement with regard to any individual medical case, each patient must be examined and advised individually, and this document does not replace the need for such examination and/or advice.

All content herein is protected by copyright, trademarks and other intellectual property rights owned by or licensed to OsteoCentric Technologies, Inc. or one of its affiliates and must not be redistributed, duplicated, or disclosed, in whole or in part, without the express written consent of OsteoCentric Technologies, Inc.

# Pedicle Fastener Implant List

Part#	Description	Set Quantity
101-10001	Set Screw	14
101-10035	5.5 x 35mm Curved Rod	2
101-10040	5.5 x 40mm Curved Rod	2
101-10045	5.5 x 45mm Curved Rod	2
101-10050	5.5 x 50mm Curved Rod	2
101-10055	5.5 x 55mm Curved Rod	2
101-10060	5.5 x 60mm Curved Rod	2
101-10065	5.5 x 65mm Curved Rod	2
101-10070	5.5 x 70mm Curved Rod	2
101-10075	5.5 x 75mm Curved Rod	2
101-10080	5.5 x 80mm Curved Rod	2
101-10090	5.5 x 90mm Curved Rod	2
101-10100	5.5 x 100mm Curved Rod	2
101-10110	5.5 x 110mm Curved Rod	2
101-10120	5.5 x 120mm Curved Rod	2
101-55035	5.5 x 35mm Cann Extension Fastener	2
101-55040	5.5 x 40mm Cann Extension Fastener	4
101-55045	5.5 x 45mm Cann Extension Fastener	4
101-55050	5.5 x 50mm Cann Extension Fastener	2
101-65035	6.5 x 35mm Cann Extension Fastener	4
101-65040	6.5 x 40mm Cann Extension Fastener	8
101-65045	6.5 x 45mm Cann Extension Fastener	8
101-65050	6.5 x 50mm Cann Extension Fastener	6
101-65055	6.5 x 55mm Cann Extension Fastener	4
101-75040	7.5 x 40mm Cann Extension Fastener	4
101-75045	7.5 x 45mm Cann Extension Fastener	4
101-75050	7.5 x 50mm Cann Extension Fastener	2
101-75055	7.5 x 55mm Cann Extension Fastener	2



# Pedicle Fastener Instrument List

Part#	Description	Set Quantity
101-0006	T25 Hudson Tapered Inserter	2
101-0007	Cannulated Probe Handle	1
101-0008	Cannulated Probe SHAFT	1
101-0012	5.5mm Cannulated TAP	1
101-0013	6.5mm Cannulated TAP	1
101-0014	7.5mm Cannulated TAP	1
101-0031	MIS T25 Super Locking Driver	2
101-0033	Open T25 Super Locking Driver	2
101-0034	Small Pedicle Sounder	1
101-0035	Large Pedicle Sounder	1
101-0036	Curved Lenke Probe	1
201-0009	Small Dilator Tube	2
201-0010	Medium Dilator Tube	2
201-0011	Large Dilator Tube	2
909-0480N	480mm Nitinol Guidewire	16
101-0002	10.1 Nm Torque Limiter Handle	1
101-0004	Large Head Positioner	1
101-0016	Bullet Rod Introducer	2
101-0017	Bullet Rod Introducer Shaft	2
101-0019	Extension Counter Torque	1
101-0021	Rod Length Template	1
101-0022	T25 Driver, Square	1
101-0023	Tab Removal Tool	1
101-0024	T25 Driver, Hudson	1
101-0025	T25 Driver, 1/4 Square	2
101-0026	Compressor Top Handle	1
101-0027	Compressor Bottom Handle	1
101-0028	Distractor Top Handle	1
101-0029	Distractor Bottom Handle	1
101-0030	Restraint Tube	6
101-0032	Straight Ratcheting Handle	2
101-90000	Sterilization Case Lid	2
101-90005	Instrument Case	1
101-90009	Instrument Case Upper Tray	1
101-90010	Instrument Case Lower Tray	1
101-90001	Rod Module Lid	1
101-90003	Rod Module	1
101-90004	Implant Case	1
101-90007	Implant Case Upper Tray	1
101-90008	Implant Case Lower Tray	1

## Reference:

1. Nguyen B, Le T, Vo H, Speece B, Webb L. A Novel Method for Evaluating Pedicle Screws Utilizing UnifiMI Thread Technology. Mercer Biomedical Engineering Society. Biomechanical Testing Report.
2. OsteoCentric testing data on file and numbers reflect specific tests in various medium and are not meant to reflect generic claims for improved performance across all clinical applications. Approved conditionally and non-product specific.



75 West 300 N, Suite 150  
 Logan UT, 84321  
 Phone: 1-800-969-0639  
 info@osteocentric.com  
 osteocentric.com